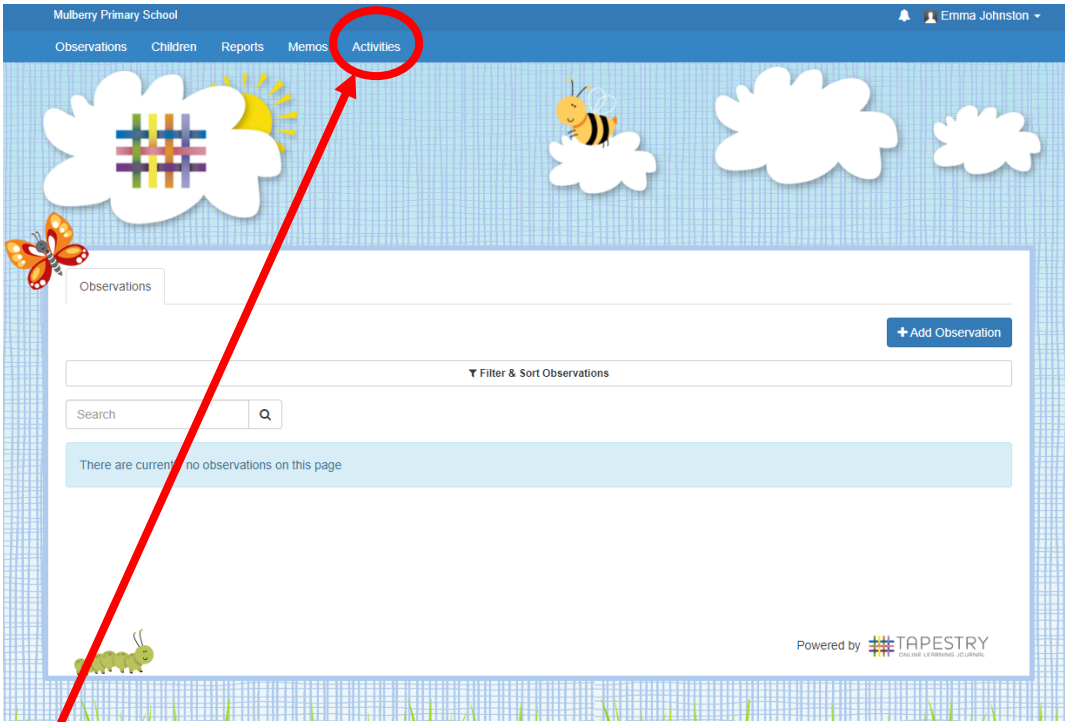
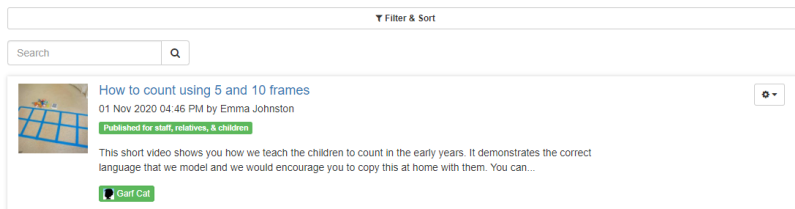


# How to access homework on Tapestry (For Reception and Nursery):

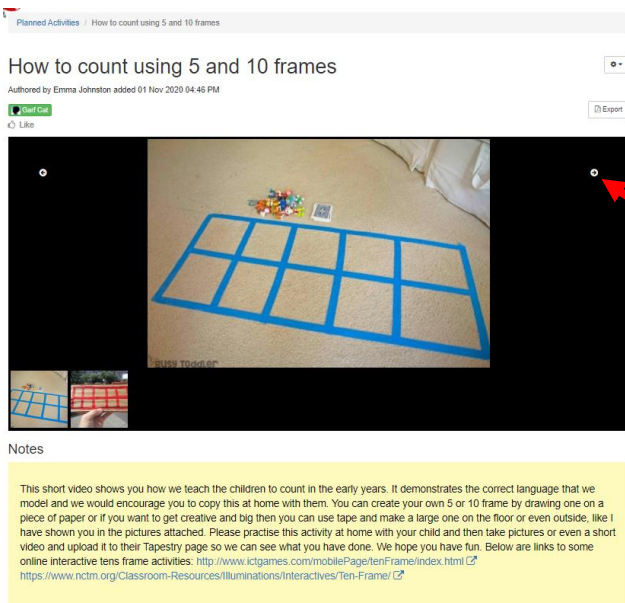


To access your child's homework each week, you need to click on the activities section of your Tapestry home page. Once you click, you will be able to see all the homework activities that have been planned for your child. Each week there will be 1 or 2 activities which might be some maths, phonics, name writing or learning a story of rhyme.

## Planned Activities



This is an example of a type of activity for you to complete with your child. Click on the title of the activity to see what you need to do.



This is what the activity looks like. If you click on the arrows above, you will be able to scroll through all the pictures and sometimes there will be a short video clip for you to watch to help you.

To upload the homework for teachers to see, you can take a photo of short video on your phone or tablet and then upload it here:

## Questions and Discussion Points

If you'd like to ask anything about this activity or make a comment, please use this box.

If you want to feedback how your child got on with this activity, you can [reply with an Observation](#).

Please note that Activities may be viewed by relatives of other children. If you add a comment, your name and comment will be visible to the relatives of the other children on this activity. The names of the other children attached to this activity are hidden for the purposes of data protection.

Add Reply

### Actions

Reply with an Observation

Use this to record how a child or group of children got on with this activity.

## Add Observation

Save

### Observation

Children

Garf Cat (5 years, 0 months)

Title \*

How to count using 5 and 10 frames

Notes

### Options

Created \*

04 Nov 2020 11:00 AM

Here you will need to give your observation a title – e.g. 'Counting to 10'. You can add a small amount of information into the notes section about how your child got on – e.g. 'Garf was able to count to 5. We laid out pencils and he pointed to them as he counted.'

Add a photo or short video by clicking on the 'Add Files' section and 'Start upload'. You must then **save** and this will be directly sent to your child's teacher so they can see what you have done together.

### Media

Size limits: Each video must be less than 10 minutes and 5GB; each audio file must be less than 30 minutes and 5GB; each document must be less than 100MB.

Drag and drop files here or use the [Add Files](#) button below

Add Files Start Upload Delete Selected Media

Click "Save" to save your observation and view it.

Click "Save & Add Another" to save this observation and immediately start adding another.

Save & Add Another

Save

This is very straight forward but if you do require any further information then please contact your child's teacher using the office email and they will pass your concern on to them.